

Open Simulation Framework

openSF

INTERFACE CONTROL DOCUMENT

Code : openSF-DMS-ICD-001
Issue : 3.0.1
Date : 14-05-2018

	Name	Function	Signature
Prepared by	Rui Mestre	Project Engineer	
Reviewed by	Federico Letterio	Project Manager	
Approved by	Federico Letterio	Project Manager	
Signatures and approvals on original			

DEIMOS Space S.L.U.
Ronda de Poniente, 19, Edificio Fiteni VI, 2-2ª
28760 Tres Cantos (Madrid), SPAIN
Tel.: +34 91 806 34 50 / Fax: +34 91 806 34 51
E-mail: deimos@deimos-space.com

This page intentionally left blank

Document Information

Contract Data	
Contract Number:	22852/09/NL/FF
Contract Issuer:	ESA/ESTEC

Internal Distribution		
Name	Unit	Copies
Jose Antonio González Abeytua	Head of the Earth Observation Systems Business Unit	1
Ricardo Moyano	Earth Observation Systems Business Development	1
Enrique del Pozo	Earth Observation Systems	1
Rui Mestre	Earth Observation Systems	1
Internal Confidentiality Level (DMS-COV-POL05)		
Unclassified <input checked="" type="checkbox"/>	Restricted <input type="checkbox"/>	Confidential <input type="checkbox"/>

External Distribution		
Name	Organisation	Copies
Raffaella Franco	ESA/ESTEC	1
Michele Zundo	ESA/ESTEC	1
Montserrat Piñol	ESA/ESTEC	1
Maurizio de Bartolomei	ESA/ESTEC	1

Archiving	
Word Processor:	MS Word 2000
File Name:	openSF-DMS-ICD-001-30.doc

Document Status Log

Issue	Change description	Date	Approved
1.0	First version of this document	28/10/2009	
1.0	Updated from ESA comments: <ul style="list-style-type: none"> <input type="checkbox"/> Removed RESTRICTED confidentiality level from the document, the new level is UNCLASSIFIED. <input type="checkbox"/> Added a XSD schema file for XML configuration files validation (section 4.7). <input type="checkbox"/> Updated figure: Integration of models and tools in openSF platform <input type="checkbox"/> Added new section OpenSF System Description that covers the framework overview, application architecture and OSFI description. <input type="checkbox"/> Third party tool interface moved to Advanced Interfaces (section 4.10) <input type="checkbox"/> Updated section 4.7, double range values changed <input type="checkbox"/> Added section 4.8 Example of use. 	12/11/2009	
1.1	Updated from ESA comments: <ul style="list-style-type: none"> <input type="checkbox"/> Help system documentation updated. Section 4.9.1.1 <input type="checkbox"/> New section added for Other Programming languages support. OpenSF user hints added for Matlab and IDL. (section 3.2.1) 	23/11/2009	
1.2	Updated from openSF AR 2: <ul style="list-style-type: none"> <input type="checkbox"/> Updated section 3.2.1 reflecting new supported languages. <input type="checkbox"/> Added new section explaining the adoption of Earth Explorer File Format. 	12/11/2010	
2.0	Updated for openSF CCN1 PDR: <ul style="list-style-type: none"> <input type="checkbox"/> Added section 4.9.3 reflecting XML format for defining openSF element externally; <input type="checkbox"/> Added section 3.3 reflecting OSFEG libraries configuration file format. 	18/04/2013	
2.1	Updated from ESA comments to CCN1 PDR: <ul style="list-style-type: none"> <input type="checkbox"/> Updated section 1.1 stating of the added interfaces for openSF v3. 	05/06/2013	
2.2	New version including the integration of Python modules in openSF.	04/04/2014	
3.0	Updated to make the document compliant with ESA generic E2E simulator ICD.	26/05/2015	
3.0.1	(editorial) Removed reference to ndims on page 41 Corrected obsolete version of EO FFSTD page 11	14/05/2018	

Table of Contents

1. INTRODUCTION	7
1.1. Purpose	7
1.2. Scope	7
1.3. Acronyms and Abbreviations	8
1.4. Definitions	9
2. RELATED DOCUMENTS	11
2.1. Applicable Documents	11
2.2. Reference Documents	11
2.3. Standards	11
3. OpenSF System Description	12
3.1. System Overview	12
3.2. OSFI Libraries	13
3.2.1. Other Programming Languages	14
3.2.1.1. Java, Mathematica and others	14
3.3. OSFEG libraries	15
3.3.1. Error Functions	15
3.3.1.1. Deterministic Functions	15
3.3.1.2. Sampling Functions	18
3.3.1.3. Nondeterministic Functions	20
3.3.1.4. Binary and Composite Operations	22
3.3.2. Process logic	25
3.3.3. Examples of use	26
3.3.3.1. C++ Programming Language	26
4. openSF INTERFACES	27
4.1. Model Interfaces	27
4.2. Advanced Interfaces	28
4.2.1. Environment variables	28
4.2.2. openSF Configuration Interfaces	28
4.2.2.1. Help System	28
4.2.2.2. System Configuration	30
4.2.3. Folder structure	30
4.2.4. XML file format for defining openSF elements externally	31

4.3. Third-party tool Interface	37
5. ANNEX A: XSD Schema for openSF elements	38

List of Tables

Table 1-1: Acronyms and abbreviations.....	8
Table 1-2: openSF relevant definitions table.....	9
Table 2-1: Applicable documents.....	11
Table 2-2: Reference documents.....	11
Table 2-3: Standards.....	11
Table 4-1: openSF folder structure and contents.....	31

List of Figures

Figure 3-1: Integration of models and tools in openSF platform	12
Figure 3-2 OpenSF – OSFI Integration	13
Figure 3-3: Model Development Process	14
Figure 4-1 Environment Variables Addition Interface.....	28
Figure 4-2 Help View User-Interface.....	30
Figure 4-3 Top level XSD schema for defining openSF element thru XML	33
Figure 4-4 Detailed XSD schema for defining openSF element thru XML (part 1).....	34
Figure 4-5 Detailed XSD schema for defining openSF element thru XML (part 2).....	35
Figure 4-6 Detailed XSD schema for defining openSF element thru XML (part 3).....	36
Figure 4-7 User interface for tool addition.....	37

1. INTRODUCTION

1.1. Purpose

The objective of this document is to present and describe the integration requirements of models into the open Simulation Framework.

It details the interfaces provided and needed, allowing scientific models and product exploitation tools to be plugged in the system platform with ease as well as some communication links with other software components.

This document has been produced in the frame of the “open Simulation Framework”, project developed by DEIMOS Space S.L.U. that inherits from another ESA project, the end-to-end mission/system performance Simulation for EarthCARE (ECSIM - ESA’s contract number 20003/065/NL).

This document was updated for openSF V3.3 by making it compliant with ESA generic E2E simulator ICD [AD-E2E].

1.2. Scope

The applicability of this document begins once openSF is suitable to be adapted for a specific purpose simulator or processing chain.

This document is divided in the following sections:

- Section 1 (this one) provides a glimpse on the document contents and purposes.
- Section 2 establishes the relations of this document with other documents and standards.
- Section 3 gives an overview of the openSF system and its relationships with other projects.
- Section 4 details the openSF interfaces and gives some development guidelines.

Potential readers of this document include scientists/engineers and modelers interested in using the openSF added-value capabilities with their developments.

1.3. Acronyms and Abbreviations

The acronyms and abbreviations used in this document are the following ones:

Table 1-1: Acronyms and abbreviations

Acronym	Description
AD	Architectural Design Applicable Document
ADD	Architectural Design Document
API	Application Programming Interface
AD	Applicable Document
COTS	Commercial Off-The-Shelf
CPU	Central Processing Unit
DBMS	Database Management System
DMS	DEIMOS Space
E2E	End-to-End Simulator
ECSIM	EarthCare end-to-end SIMulator
ESA	European Space Agency
GUI	Graphical User Interface
HMI	Human machine Interface
HW	Hardware
I/F	Interface
I/O	Input/Output
ICD	Interface Control Document
MoM	Minutes of Meeting
OSFI	Open Simulation Framework Integration Libraries
PDR	Preliminary Design Review
RD	Reference Document
SIM	System Installation Manual
SUM	System User Manual
SOW	Statement Of Work
SR	Software Requirements
SRD	Software Requirements Document
TBC	To Be Confirmed
TBD	To Be Defined / Decided

1.4. Definitions

The definitions of the specific terms used in this document are the following ones:

Table 1-2: openSF relevant definitions table

Definition	Meaning
Batch mode	<p>It is the capability of the simulator to perform consecutive runs without continuous interactions with the user. Batch mode checks the agreement or not between the output of a given module and the input by the next one in the sequence of the simulation. Several modes of executions can be performed:</p> <ul style="list-style-type: none"> <input type="checkbox"/> Iteratively, executing one or more simulations <input type="checkbox"/> Iteratively, executing the same simulation several times depending on the parameters configuration <input type="checkbox"/> Same as above but by executing a batch script.
Configuration File	<p>A small XML file that contains all the parameters necessary to execute a model. A configuration file instance must comply with the corresponding XML schema defined at model creation time.</p>
Framework	<p>Software infrastructures designed to support and control the simulation definition and execution. It includes the GUI, domain and database capabilities that enable to perform all the functionality of the simulator.</p>
Model	<p>Executable entity that can take part in a simulation. A model can be understood, broadly speaking, also as an “algorithm”. Basically, it contains the recipe to produce products function of inputs. A model contains also several rules to define the input, output and associated formats. Furthermore, its behaviour is controlled by one configuration file. Overall, the architecture of a model consists of:</p> <ul style="list-style-type: none"> <input type="checkbox"/> The source code and its binary compiled counterpart <input type="checkbox"/> A configuration file with its parameters <input type="checkbox"/> An input file that characterizes its inputs <input type="checkbox"/> An output file that characterizes its outputs <p>Models are not considered part of the framework.</p>
OSFI	<p>To integrate an external model into openSF, the models need to fulfill a series of interface requirements. The Open Simulation Framework Integration Libraries (OSFI from now on) will be used to ease the integration of models into the framework.</p> <p>The Integration Libraries activity will provide the model developer with a set of routines with a well-defined public interface hiding the implementation details. This set of routines is currently available in C++, ANSI C and Fortran 90.</p>
Parameter	<p>A constant whose value characterizes a given particularity of a model. Parameters are user-configurable, they are fixed before launching a model and, for practical reasons, and not all of them shall be accessible from the HMI.</p>

Definition	Meaning
Session	A session is defined as an execution of a simulation, an ordered set of simulations or an iterative execution of simulation(s) with different parameter values. There are no restrictions on how to concatenate these simulations, they do not have to be compatible between them but, if necessary, the final output files of a simulation can be used by the following simulation.
Simulation	A simulation is understood as a list of models (or even a model alone) that is run sequentially and produces observable results.
Tool	A tool is an external executable file that performs a given action to a certain group of files. Used into the openSF platform and associated to a certain file extension these tools can be called to perform off-line operations to products involved in simulations.

2. RELATED DOCUMENTS

2.1. Applicable Documents

The following table specifies the applicable documents that were compiled during the project development.

Table 2-1: Applicable documents

Reference	Code	Title
[AD-E2E]	PE-ID-ESA-GS-464	ESA generic E2E simulator Interface Control Document
[AD-SRD]	openSF-DMS-SRD-001	OpenSF System Requirements Document
[AD-SUM]	openSF-DMS-SUM-001	OpenSF System User Manual
[AD-ADD]	openSF-DMS-ADD-001	OpenSF Architecture Design Document

2.2. Reference Documents

The following table specifies the reference documents that shall be taken into account during the project development.

Table 2-2: Reference documents

Reference	Code	Title	Issue
[RD-OSFI-DM]	OSFI-DMS-TEC-DM	OpenSF Integration Libraries Developers Manual	1.7
[RD-OSFEG-DM]	OSFEG-DMS-TEC-DM	OpenSF Error Generation Libraries Developers Manual	1.1
[RD-MATLAB]	MATLAB-API-EXTERNAL-IF	Matlab External Interfaces	Version 6

2.3. Standards

The following table specifies the standards that were complied with during project development.

Table 2-3: Standards

Reference	Code	Title	Issue
[E40C]	ECSS-E-40C	Software development Standard	3 - 6 March 2009
[BNF]	(see also en.wikipedia.org/wiki/Backus-Naur_form)	Algol-60 Reference Manual	5, 1979
[XML]	(www.w3.org/TR/xml11/)	Extensible Markup Language (XML) 1.1	Second Edition, Sep 29 2006
[XSD]	(http://www.w3.org/TR/xmlschema-2/)	XML Schema Definition Language	Oct 28 2004
[EO-FFS]	PE-TN-ESA-GS-0001	Earth Observation File Format Standard	3.0

3. OPENSF SYSTEM DESCRIPTION

This section gives an overview of openSF structure, a brief description of implementation and design methods, an introduction to the openSF Integration Libraries (OSFI) and to the openSF Error Generation Libraries (OSFEG).

3.1. System Overview

In the frame of concept and feasibility studies for the Earth Observation (EO) activities, mission performance in terms of final data products needs to be predicted by means of so-called end-to-end (E2E) simulators.

A specific mission E2E simulator is able to reproduce all significant processes and steps that impact the mission performance and obtains as output simulated final data products.

OpenSF is a generic simulation framework product being developed by DEIMOS aimed to cope with these major goals. It provides end-to-end simulation capabilities that allow assessment of the science and engineering goals with respect to the mission requirements.

Scientific models and product exploitation tools can be plugged in the system platform easily using a well-defined integration process. Figure 3-1 sketches this simple mechanism.

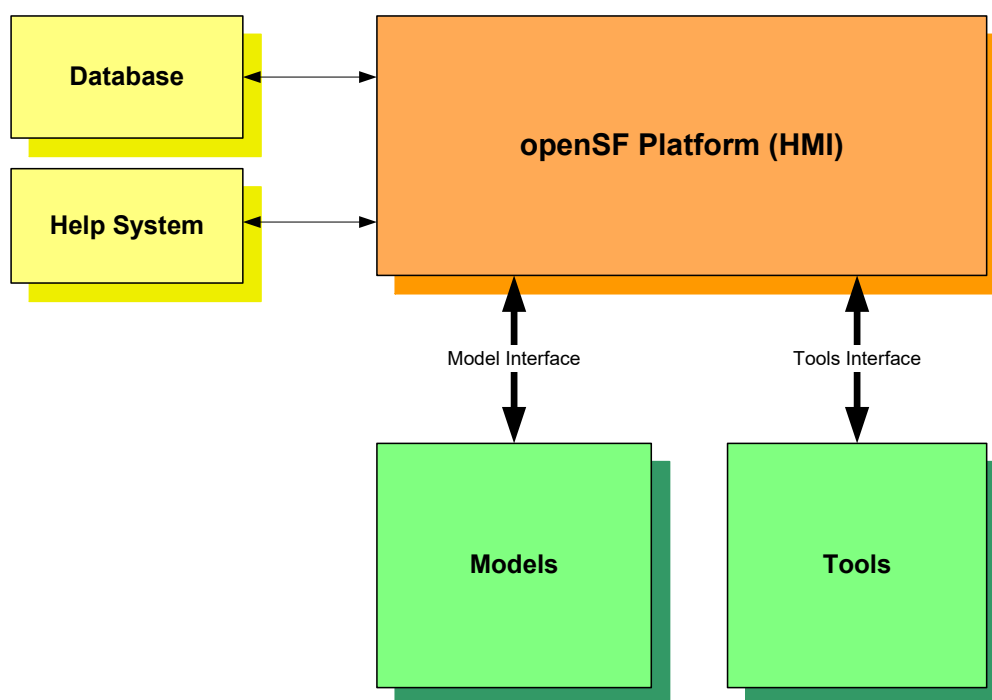


Figure 3-1: Integration of models and tools in openSF platform

Users can integrate every kind of executable as either a model or product tool (as defined in section 4.1 and 4.3 respectively) because openSF does not apply any programming language dependency. The integration is made at Operating System level therefore it implies a minimal intrusion of the models' software code.

3.2. OSFI Libraries

For helping model developers, openSF provides a set of libraries to ease the integration of models into the framework. These libraries are known as **OSFI (OpenSF Integration libraries)** and are a set of utilities programmed in different languages that handle the interfacing problems between models and openSF.

The Integration Libraries provide the models' developers with a set of routines with a well-defined public interface hiding the implementation details. This set of routines has been developed in C++, but there are currently available wrappers for C, Fortran 90 and Fortran 77. The mechanism used for integrating IDL, Matlab and Python models is described in [AD-ADD] and [RD-OSFI-DM]. A developer's manual is also available detailing the use of the libraries [RD-OSFI-DM].

The programming tasks covered by OSFI libraries are:

- ❑ XML Configuration files parsing (based on XERCES-C libraries)
- ❑ Command line parsing following openSF convention.
- ❑ Log message and error handling mechanism.

Some of the OSFI libraries goals are:

- ❑ Enhance the model developer efficiency and productivity providing an XML configuration files parser, a command line parser and an easy log messages interface.
- ❑ Provide native support for models implemented in C/C++, Fortran 90, Fortran 77, IDL, Matlab and Python.
- ❑ Ensure the model compatibility with openSF avoiding problems derived from coding errors.
- ❑ Ensure that no memory sharing mechanism is used.
- ❑ Availability of binary packages for multiple target platforms (UNIX, OSX).

Figure 3-2 outlines how OSFI libraries solve the problem of openSF integration.

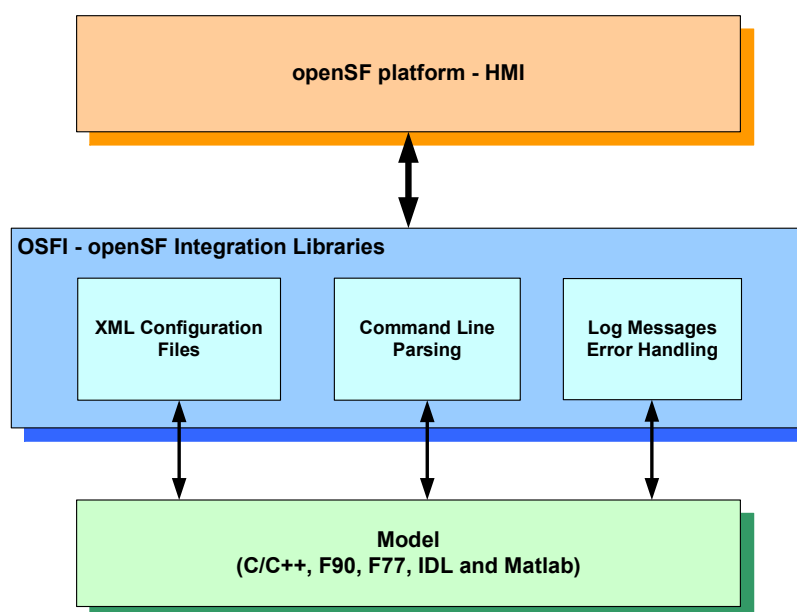


Figure 3-2 OpenSF - OSFI Integration

Software developers shall choose whether OSFI libraries are suitable for the model implementation or handle the integration issue by themselves. The model development process is outlined in Figure 3-3.

The models definition and the simulation chain definition/execution in openSF HMI are described in the [AD-SUM].

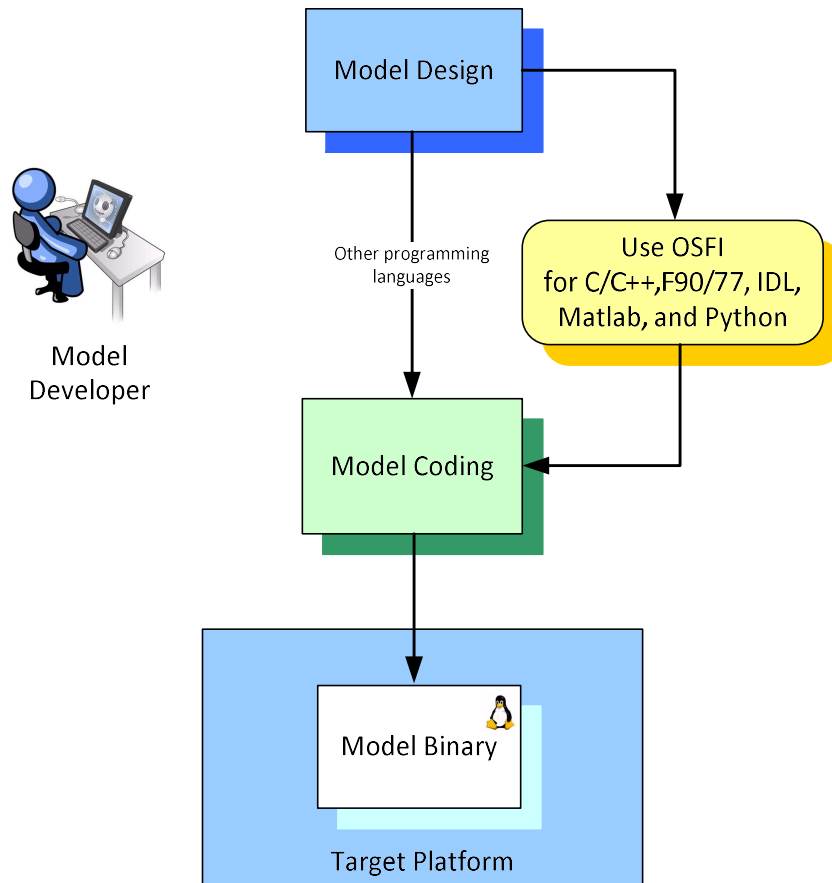


Figure 3-3: Model Development Process

3.2.1. Other Programming Languages

As mentioned before the integration libraries are currently available in five programming languages (C/C++, Fortran 90, Fortran 77, IDL, Matlab, and Python). As openSF does not have any programming language dependency it is possible to integrate within it models developed in other languages such as Java, Mathematica and others, as long as these models follow the openSF interface convention described in section 4.

In order to ease the integration of models programmed in other languages some implementation guidelines are detailed below.

3.2.1.1. Java, Mathematica and others

The steps that shall be followed for proper openSF integration are:

1. Create an XML parser for openSF configuration files (create a new parser or wrapper the existing one in OSFI libraries¹)
2. Implement a function that formats the model log/error messages following the openSF log convention.
3. Compile the model as an executable file taking into account the command line invocation format described in [AD-E2E].

3.3. OSFEG libraries

The Open Simulation Framework Error Generation Libraries (OSFEG from now on) can be used as a tool to ease the mathematical modeling of a perturbation within statistical analysis scenarios. OSFEG offers to developers a well-documented interface to ease the modeling and generation of a perturbation over desired parameters. The libraries provide an error-modeling interface based on a XML file definition and its correspondent implementation in C++. A developer's manual is available detailing the use of the libraries [RD-OSFEG-DM].

This section describes the mathematical functions implemented within the error generation libraries. The libraries include the most used analytical and random functions for parameter perturbation in E2E simulation modeling scenarios. The parameter perturbation functions are defined through an XML file. An example is shown at the end of this section. This section is especially relevant because the error definition file describes the mathematical behavior of the parameters perturbation. It is also included a detailed description of the variables involved in the function definition.

3.3.1. Error Functions

3.3.1.1. Deterministic Functions

Deterministic functions are those whose value is known in the entire time domain.

□ Affine

Calculate the perturbation as an affine value. An affine transformation consists in a linear transformation and a translation.

- $error = a_1 + a_0 * t$

```
<affine>
  <float value="1" /> <!-- Linear Transformation Variable a0 -- >
  <float value="1" /> <!-- Translation Variable a1 -- >
</affine>
```

¹ Most of the programming languages have interfaces for linking with C/C++ libraries.

□ Bias

Calculate the perturbation as a constant value.

```
<bias>  
  <float value="1" />  <!-- Constant Value -->  
</bias>
```

□ Linear

Calculate the perturbation as a linear value:

- $p = a * t$

This is a particular case of affine transformation when translation variable is equals to 0.

```
<linear>  
  <float value="1" />  <!-- Linear Transformation Variable a -->  
</linear>
```

□ Parabolic

Calculate the perturbation as a parabolic value.

- $p = a_0 + a_1 * t + a_2 * t^2$

```
<parabolic>  
  <float value="1" />  <!-- a0 -->  
  <float value="1" />  <!-- a1 -->  
  <float value="1" />  <!-- a2 -->  
</parabolic>
```

□ Polynomial

Calculate the perturbation as a generic polynomial value. This function has as many float parameters as degrees of the desired polynomial plus one.

```
<polynomial>  
  <float value="1" />  <!-- a0 -->  
  <float value="1" />  <!-- a1 -->  
  ...  
  <float value="1" />  <!-- a(n-2) -->
```



```
<float value="1" /> <!-- a(n-1) -->  
</polynomial>
```

□ Step

Calculate the perturbation as step function.

- if $\text{simTime} < t \Rightarrow p = a_0$
- if $\text{simTime} > t \Rightarrow p = a_1$

```
<step>  
<float value="3" /> <!-- t -->  
<float value="1" /> <!-- a0 -->  
<float value="-1" /> <!-- a1 -->  
</step>
```

□ Sinusoidal

Calculate the perturbation as sinusoidal function

- $p = a * \sin(2 * \pi * f * t + \text{phi})$
- f(Hz)
- phi(deg)
- t(secs)

```
<sinusoidal>  
<float value="10" /> <!-- Amplitude a -->  
<float value="10" /> <!-- Frequency f in Hz -->  
<float value="0" /> <!-- Angle phi in deg. -->  
</sinusoidal>
```

□ Tangent

Calculates the perturbation as tangent function

- $p = a * \tan(2 * \pi * f * t + \text{phi})$
- f(Hz)
- phi(deg)
- t(secs)

Remember that the tangent function have singularities when the angle evaluated is $(\pm)n*\pi/2$.

```
<tangent>
  <float value="10" />  <!-- Amplitude a -->
  <float value="1" />   <!-- Frequency f in Hz -->
  <float value="0" />   <!-- Angle phi in deg. -->
</tangent>
```

3.3.1.2. Sampling Functions

Error Generation libraries implements three interpolation methods, linear, polynomial and spline sampling.

In order to define the points of the interpolation there is a common set of variables that are listed below.

- xMin: Min value of abscise axis
- xMax: Max value of abscise axis
- step: Increment between abscise values

The number of points must be:

$$\frac{xMax - xMin}{step} = nValues$$

□ Linear Sampling

This function makes an interpolation with the given points assuming it follows a linear rule. In out of range values

```
<linearSampling xMin="1.0" xMax="10.0" step="1">
  <float value="1" />
  <float value="3" />
  <float value="5" />
  <float value="7" />
  <float value="3" />
  <float value="2" />
  <float value="2" />
  <float value="10" />
  <float value="4" />
  <float value="3" />
</linearSampling>
```

□ Polynomial Sampling

This interpolation method builds a polynomial grade n , being n the number of specified points. This interpolation minimizes the Least Square Error. Ref: Neville Method.

```
<polynomialSampling xMin="1.0" xMax="10.0" step="1">
  <float value="1" />
  <float value="2" />
  <float value="1" />
  <float value="2" />
  <float value="1" />
  <float value="2" />
  <float value="1" />
  <float value="2" />
  <float value="1" />
  <float value="2" />
</polynomialSampling>
```

□ Spline Sampling

Interpolate the given “ n ” points with Cubic Splines Method.

```
<splineSampling xMin="1.0" xMax="20.0" step="1">
  <float value="2" />
  <float value="3" />
  <float value="2" />
  <float value="3" />
  <float value="2" />
  <float value="3" />
  <float value="2" />
  <float value="3" />
  <float value="10" />
  <float value="2" />
  <float value="3" />
  <float value="2" />
  <float value="4" />
  <float value="7" />
  <float value="2" />
</splineSampling>
```

```
<float value="3" />  
<float value="2" />  
<float value="3" />  
<float value="2" />  
<float value="7" />  
</splineSampling>
```

3.3.1.3. Nondeterministic Functions

These are common random function implementation with seed management for testing purposes.

□ Beta Distribution

Generate random values with Beta function as probability density function.

```
<parameter name="Beta distribution">  
  <beta seed="1" v="2" w="5" xMin="0.0" xMax="1.0" />  
</parameter>
```

□ Gamma Distribution

Generate random values with Gamma function as probability density function.

```
<parameter name="Gamma distribution">  
  <gamma seed="1" location="0.0" scale="0.5" shape="9" />  
</parameter>
```

□ Exponential Distribution

Generate random values with Exponential function as probability density function.

```
<parameter name="Exponential distribution">  
  <exponential seed="1" a="1" b="1.5" />  
</parameter>
```

□ Normal Distribution

Generate random values with Gaussian function as probability density function.

```
<parameter name="Normal distribution">  
  <normal seed="1" mu="100.0" sigma="10.0" />  
</parameter>
```

□ Uniform Distribution

Generate random values following a Uniform Distribution.

```
<parameter name="Uniform distribution">  
  <uniform seed="1" xMin="0" xMax="1" />  
</parameter>
```

□ Poisson Distribution

Return the perturbation as a generated random value with Poisson function as probability density function.

```
<parameter name="Poisson distribution">  
  <poisson seed="1" mu="10" />  
</parameter>
```

□ Truncated Gaussian Distribution

Return the perturbation as a generated random value with Truncated Gaussian function as probability density function.

```
<parameter name="Truncated gaussian distribution">  
  <truncatedGaussian seed="1" mu="0.5" sigma="0.2" xMin="0.4" xMax="0.6" />  
</parameter>
```

□ Uniform Discrete Distribution

Return the perturbation as a generated random value with Uniform Discrete function as probability density function.

```
<parameter name="Uniform discrete distribution">
```

```
<uniformDiscrete seed="1" i="0" j="1" />  
</parameter>
```

❑ **Distribution with custom Probability Density Function**

Returns the value of a random variable generated with a custom probability density function given. It is only recommended to use it by expert developers/scientists.

```
<parameter name="Custom PDF">  
  <customPDF seed="24" xMin="0.0" xMax="12.0" step="1">  
    <float value="7" />  
    <float value="43" />  
    <float value="21" />  
    <float value="10" />  
    <float value="2" />  
    <float value="6" />  
    <float value="23" />  
    <float value="31" />  
    <float value="7" />  
    <float value="2" />  
    <float value="7" />  
    <float value="43" />  
    <float value="21" />  
  </customPDF>  
</parameter>
```

3.3.1.4. **Binary and Composite Operations**

Error Generation Libraries implements the basics mathematical operations in binary mode. The operations implemented are:

- ❑ **Addition**
- ❑ **Subtraction**
- ❑ **Multiplication**
- ❑ **Division**
- ❑ **Exponentiation**
- ❑ **Root**

Composite operations consist of a deterministic function with one or more of its parameters following another function or binary operation. An example of an error definition file implementing all the binary and some composite operations is shown below:

```
<?xml version="1.0" encoding="UTF-8" standalone="no"?>
  <parameter name="Affine and sinusoidal">
    <affine>
      <sinusoidal>
        <float value="10" />
        <float value="90" />
        <float value="0" />
      </sinusoidal>
      <float value="5" />
    </affine>
  </parameter>
  <parameter name="Sinusoidal and beta">
    <sinusoidal>
      <beta seed="1" v="1.0" w="2.0" xMin="10.0" xMax="15.0" />
      <float value="10" />
      <float value="0" />
    </sinusoidal>
  </parameter>
  <parameter name="Addition">
    <addition>
      <exponentiation>
        <sinusoidal>
          <float value="10" />
          <float value="90" />
          <float value="0" />
        </sinusoidal>
        <float value="2" />
      </exponentiation>
      <subtraction>
        <sinusoidal>
          <float value="40" />
          <float value="90" />
          <float value="5" />
        </sinusoidal>
      </subtraction>
    </addition>
  </parameter>

```

```
<bias>
  <float value="1" />
</bias>
</subtraction>
</addition>
</parameter>
<parameter name="APE">
  <addition>
    <exponentiation>
      <sinusoidal>
        <float value="2" />
        <float value="4" />
        <float value="0" />
      </sinusoidal>
      <float value="2" />
    </exponentiation>
  </root>
  <addition>
    <exponentiation>
      <polynomialSampling xMin="1.0" xMax="10.0" step="1">
        <float value="1" />
        <float value="2" />
        <float value="1" />
        <float value="2" />
        <float value="1" />
        <float value="2" />
        <float value="1" />
        <float value="2" />
        <float value="1" />
        <float value="2" />
      </polynomialSampling>
      <float value="2" />
    </exponentiation>
    <exponentiation>
      <polynomialSampling xMin="1.0" xMax="10.0" step="1">
        <float value="1" />
        <float value="2" />
      </polynomialSampling>
    </exponentiation>
  </addition>
</parameter>
</root>
```



```
<float value="1" />
<float value="2" />
<float value="1" />
<float value="2" />
<float value="1" />
<float value="2" />
<float value="1" />
<float value="2" />
</polynomialSampling>
<float value="2" />
</exponentiation>
</addition>
<float value="2" />
</root>
</addition>
</parameter>
</errorsFile>
```

3.3.2. Process logic

This section shows the process logic of using the libraries in models source code.

Steps for using the Error Generation Libraries:

1. Include the OSFEG.h header file in your code

```
#include "OSFEG.h"
```

2. Create an instance of the ErrorSources class passing the name of the XML error definition file. The constructor throws an exception in case of error, so remind to catch it.

```
ErrorSources * reader = new ErrorSources(errorDefinitionFile);
```

3. Access the perturbation values by the complete name of the parameter and a double specifying the simulation step.

```
reader->getError(paramName, step);
```

4. Destroy the instance once not needed.

```
delete reader;
```

3.3.3. Examples of use

3.3.3.1. C++ Programming Language

Here is an example of C++ code that uses the error generation libraries.

cppExample.cpp

```
#include "OSFEG.h"
#include <iostream>
#include <cstdlib>
#include <string>

using namespace std;

int main(int argc, char *argv[]) {
    cout << "Reading error sources definition file" << endl;
    try
    {
        string config(argv[1]);
        cout << "Reading error sources definition file " << config << endl;
        // Create an ErrorSources
        ErrorSources * reader = new ErrorSources(config);
        double step;
        string paramName = "Example Param Name";
        reader->getError(paramName, step);
        delete reader;
    } catch (const runtime_error &e)
    {
        cerr << e.what() << endl;
    } catch (...)
    {
        cerr << argv[0] << " failed" << endl;
        exit(1);
    }
    exit(0);
}
```

4. OPENSF INTERFACES

This section gives a description of how to integrate external models into the openSF system.

Additionally, it is also described the mechanism to integrate third-party applications into the framework as well as user-configurable variables (Environment variables and help system interface).

4.1. Model Interfaces

As defined in section 1.4 a model is an openSF entity that represents a single executable file. This executable file represents the smallest component within a simulation chain, and it can implement a given scientific algorithm, instrument model, data processing or any desired part of the processing chain to be simulated within openSF.

In order to integrate models into the framework, developers shall use an interface convention as described in ESA generic E2E simulator ICD [AD-E2E]. OpenSF is fully compliant with the interface definitions provided in this applicable document. In fact OSFI libraries can be seen as an implementation of the interfaces described.

Please refer to ESA generic E2E simulator ICD [AD-E2E] for a detailed description of the interfaces to apply when integrating models into openSF.

4.2. Advanced Interfaces

4.2.1. Environment variables

Users can define through the HMI a set of environment variables (associations between names and values) that will be set before the simulation execution. They will be active during the whole execution process launched by the HMI and not in other cases. In Figure 4-1 the interface for setting these environment variables is shown.

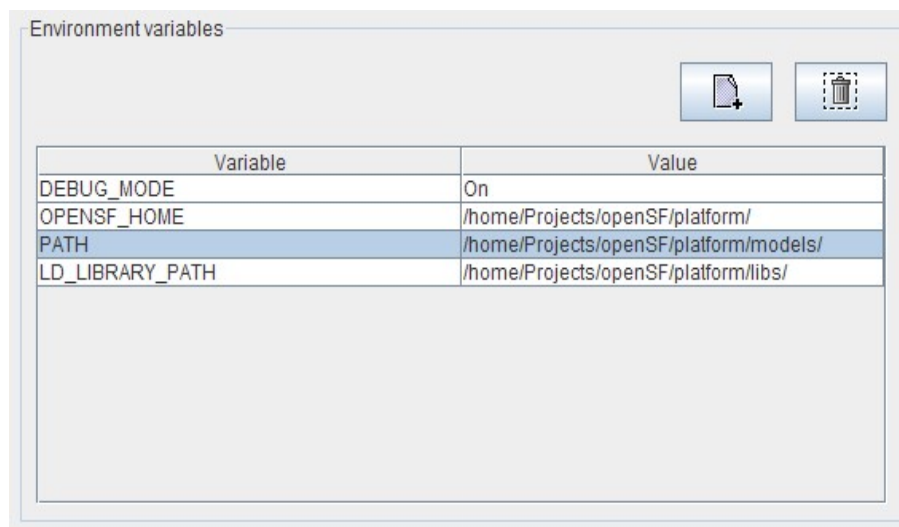


Figure 4-1 Environment Variables Addition Interface

One particular environment variable shall be set, OSFI_HOME. The location of the top-level directory on the local machine is stored by the HMI in this shell environment variable. This is the main mounting point for all the models, simulations and sessions.

A directory structure relative to OSFI_HOME is provided in section 4.2.3. Alternatively, users can also plug-in models that do not take advantage of this environment variable.

4.2.2. openSF Configuration Interfaces

This section describes the openSF interfaces for the configuration of user relevant variables in the openSF HMI. These configuration interfaces are not essential for the proper functioning of openSF system but can be useful for helping final system users.

4.2.2.1. Help System

OpenSF help system is formed by a contextual tooltip system and a user accessible interface to the framework and system documentation. The access to system documentation mentioned before is based in the use of the Java Swing Jtree technology for the user interface and the integration of third party tools for documents visualisation.

OpenSF brings the user a mechanism to add new documents to this help system and the possibility of changing the way it is shown in the HMI through and XML file. This file describes the system documentation tree and can be edited by the user with its preferred text editor.

XML help file is located in the installation path of openSF with the name *helpSystem.xml*. The structure of the file is as follows:

- ❑ Root tag: `<Documentation>`
- ❑ Hierarchy tag: `<tagName>`, this “tagName” will be displayed as a folder in the user interface. The number of hierarchy tags is not limited.
- ❑ Document element: `<document name="name" type="type" value="file_name"/>`. This element is displayed as a leaf of the parent hierarchy tag.

Attribute Name	Value
name	Desired displayed name for the document. Example: OpenSF Interface Control Document
type	Format of the file. Currently supported “pdf” and “html”.
value	Complete name of the document file.

An example of the help system file is shown below.

helpSystem.xml

```
<?xml version="1.0" encoding="UTF-8"?>
<Documentation>
  <Project_Name>
    <document name="Project ADD" type="pdf" value="Project -ADD.pdf"/>
  </Project_Name >
  <openSF>
    <platform>
      <document name="openSF ICD" type="pdf" value="openSF-ICD.pdf"/>
      <document name="openSF SUM" type="pdf" value="openSF-SUM.pdf"/>
    </platform>

    <OSFI>
      <document name="OSFI Developers Manual" type="pdf" value="openSF-DMS-OSFI-DM-011.pdf"/>
    </OSFI>
  </openSF>
</Documentation>
```

The place where documentation files shall be stored is the “help” folder, located in the openSF root folder (see section 4.2.3).

Figure 4-2 shows the user interface correspondent to the help definition file listed above. The system tools used to open documentation files shall be specified through the openSF configuration system. This mechanism is described in [AD-SUM].

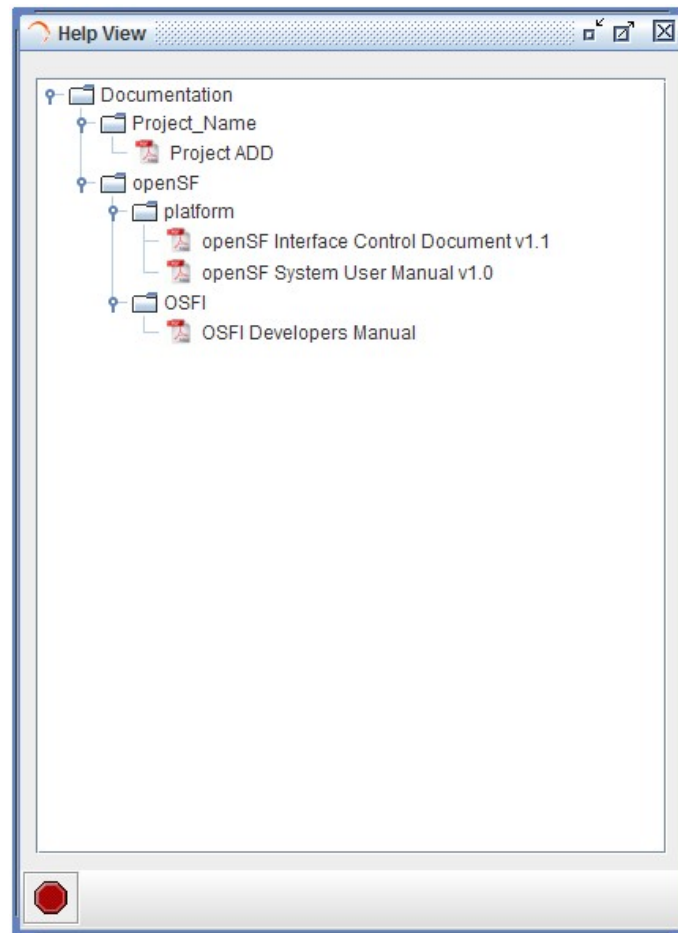


Figure 4-2 Help View User-Interface

4.2.2.2. System Configuration

Properties file is the most common mechanism used by Java programs to configure the interface-related variables decoupling the source code from the application variables. This mechanism allows the easy maintenance, adaptation and localization of a Java application.

The Java properties file consists in a list of keys with a value associated. These keys are read by openSF application during the system execution to

This file shall be managed by openSF development team but advanced and experienced users can take advantages editing it in an offline way with a simple text editor.

```
openSF.acrobatBin=C\:/Program Files/Adobe/Acrobat 7.0/Acrobat/Acrobat  
addToolToSession.SmallIcon=/mmi/presentation/images/Add24.gif
```

4.2.3. Folder structure

The table indicates the folder structure of the openSF system and the preferred placeholder for third-party components like models, tools, products or auxiliary files.

In case a third-party adopts a different folder structure OS's have the option to create links/shortcuts to the actual folder location. This folder structure is only a suggestion for a correct deployment of a whole simulation environment. Users are able to choose other structure in order to reach their simulation goals.

Table 4-1: openSF folder structure and contents

Folder name (indented)	Contents
<input type="checkbox"/> .	openSF home root <input type="checkbox"/> "install". Scripts for setup in Linux. <input type="checkbox"/> "openSF". Starting-up script for Linux. <input type="checkbox"/> "openSF.properties". The configuration file. <input type="checkbox"/> "openSFdb.sql". The original MySQL database script. <input type="checkbox"/> "lgpl-3.0". Licensing scheme file
<input type="checkbox"/> auxiliary	Auxiliary files for the framework
<input type="checkbox"/> bin	Binary files of the framework.
<input type="checkbox"/> help	Framework and system documentation
<input type="checkbox"/> models	Placeholder for openSF models
<input type="checkbox"/> auxiliary	Auxiliary files for the models
<input type="checkbox"/> common	Common sources, modules and utilities used by the models
<input type="checkbox"/> <model_name>	Model root. Every model has one directory structured as this one. Model folders might include additional folders.
<input type="checkbox"/> aux	Auxiliary files
<input type="checkbox"/> bin	Binary files
<input type="checkbox"/> conf	Configuration files
<input type="checkbox"/> src	Sources
<input type="checkbox"/> products	Some product file samples
<input type="checkbox"/> sessions	OpenSF sessions root folder
<input type="checkbox"/> <session_name>	Session folder. Every session, once executed, has one directory structured as this one. This folder will have the session script and, if generated, the session report.
<input type="checkbox"/> src	Framework sources
<input type="checkbox"/> tmp	Framework temporary directory
<input type="checkbox"/> tools	Placeholder for openSF tools

4.2.4. XML file format for defining openSF elements externally

OpenSF elements can be configured externally using XML import files (as defined in [XML]) formatted with the following elements (refer to Figure 4-3):

- Element “<descriptors>” and “<ios>”: encloses the model descriptors and their file counterparts;
- Element “<tools>”: specifies an association of file extensions to external executable tools;
- Element “<stages>”: describes the available model stages;
- Element “<models>”: defines the application models;
- Element “<simulations>”: defines the set of simulations available;
- Element “<modelofsimulations>”: defines the set of model association to simulations;
- Element “<sessions>”: specifies a set of (not yet executed) sessions;
- Element “<simulationofsessions>”: specifies a set of simulations association to sessions;
- Element “<paramofsessions>”: specifies a set of parameters association to sessions;
- Element “<ioofsessions>”: specifies a set of descriptors association with sessions;
- Element “<toolofsessions>”: specifies a set of tool association with sessions;
- Element “<timeofsessions>”: specifies a set of execution times association with sessions;
- Element “<modelperturbation>”: specifies the definition of model perturbations;

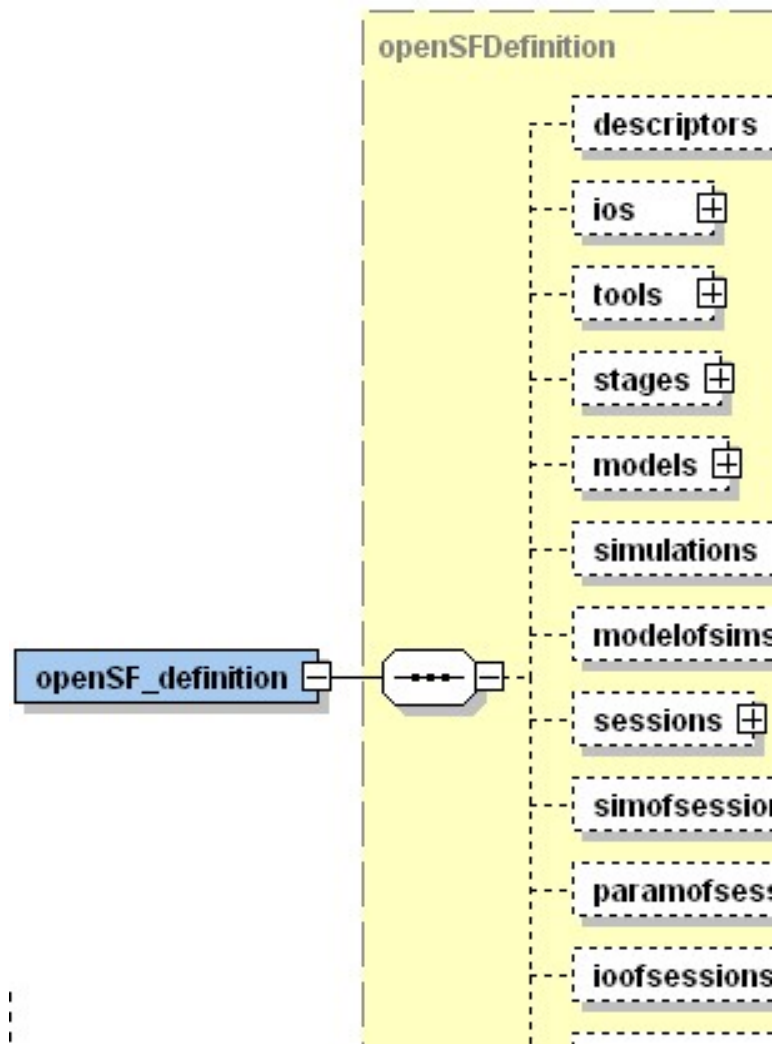


Figure 4-3 Top level XSD schema for defining openSF element thru XML

The XSD schema defines the types related with the several data entries, namely the data types and the size of the fields; most importantly the schema also enforces the constraints to apply to the several entries, namely regarding uniqueness of key values. It should be noted that the XML adopted version is 1.1 in order to use facets as `xs:assert` and `xs:alternatives` in defining the data constraints. Furthermore the data format was specified so that the format used when importing data to openSF is compatible with the format to use when exporting data from openSF. The following figures give more detail regarding the definition of the several elements that can be configured externally. Additionally the XSD source is available in “ANNEX A: XSD Schema for openSF elements” along with an example of XML import file.

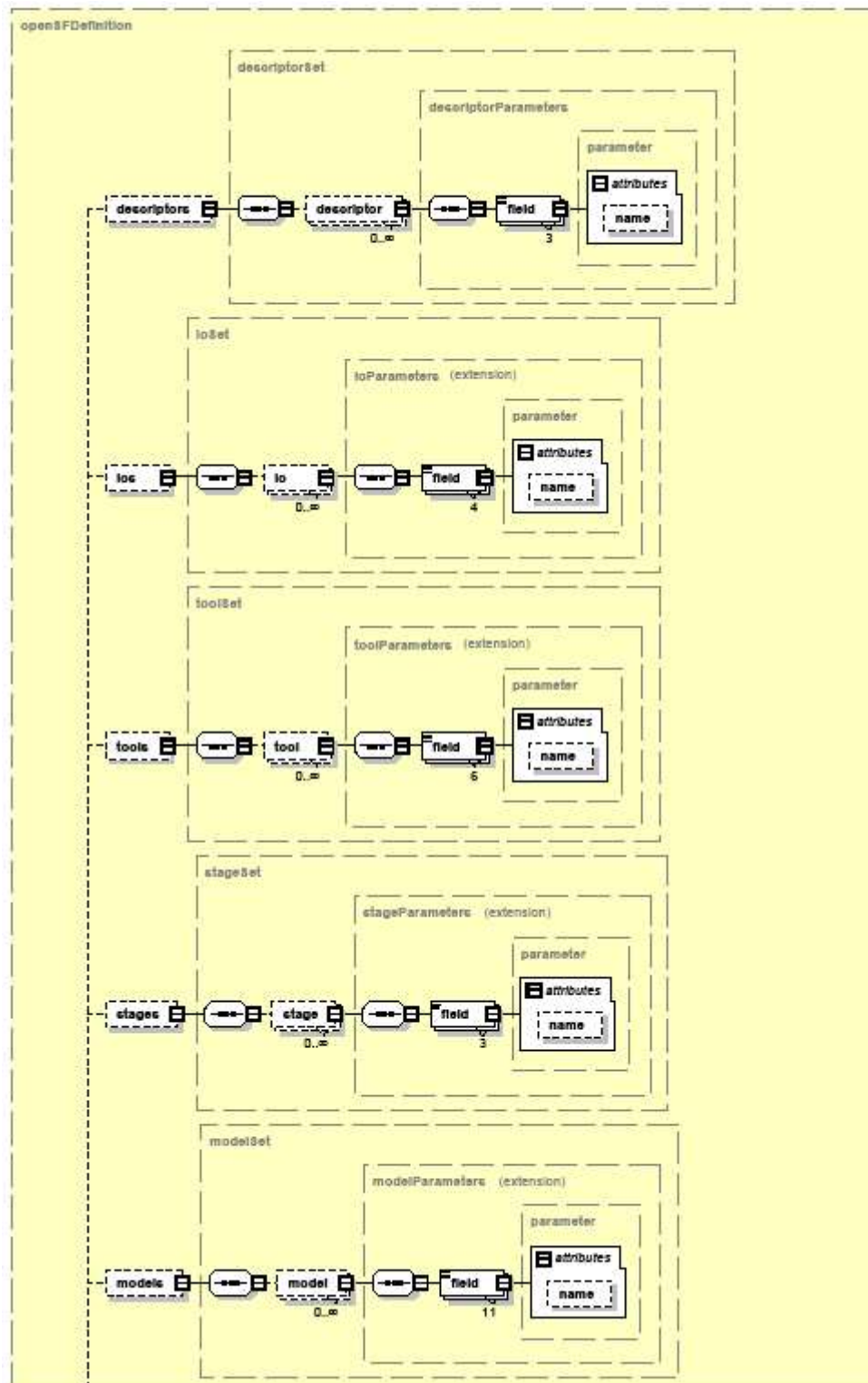


Figure 4-4 Detailed XSD schema for defining openSF element thru XML (part 1)

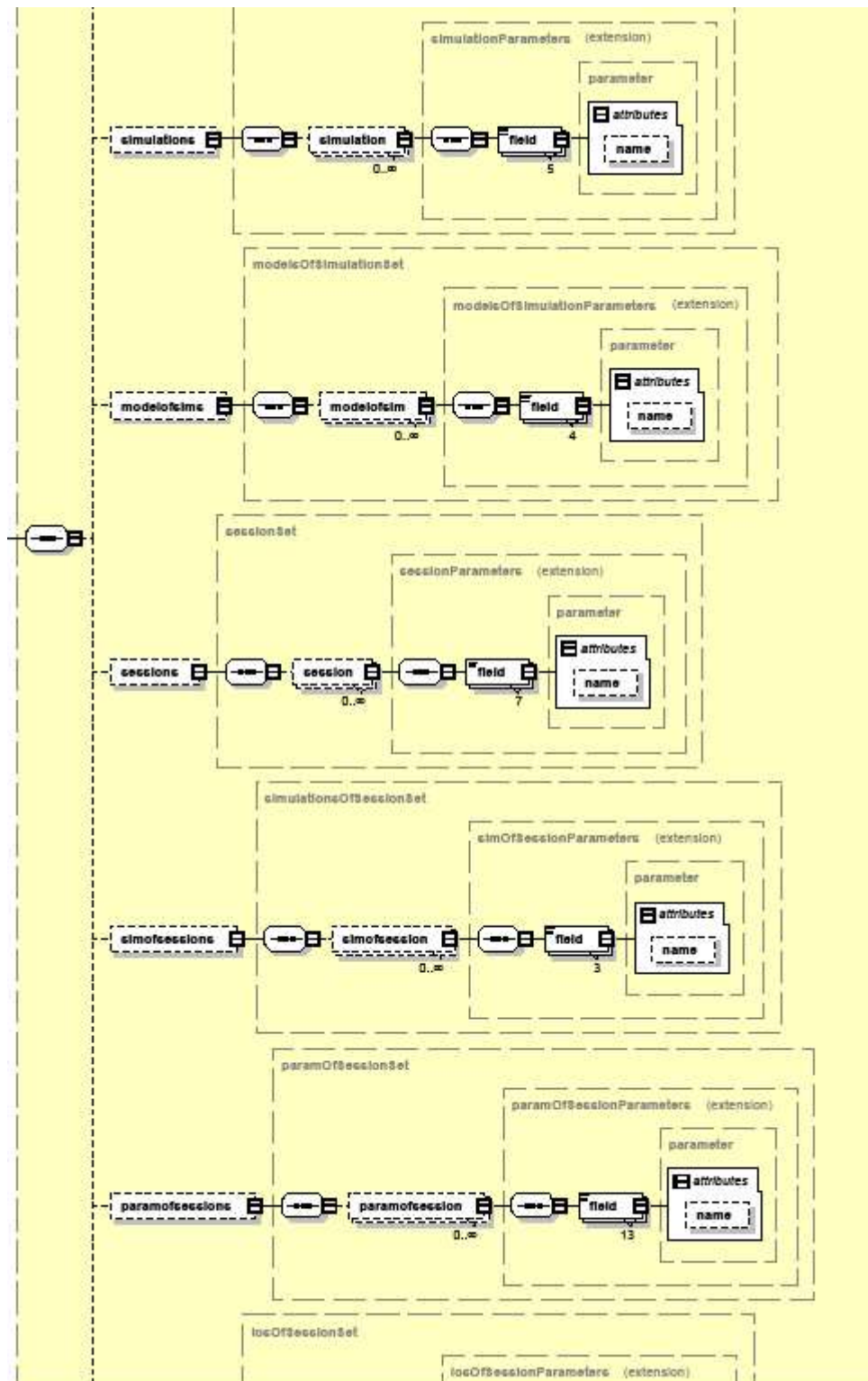


Figure 4-5 Detailed XSD schema for defining openSF element thru XML (part 2)

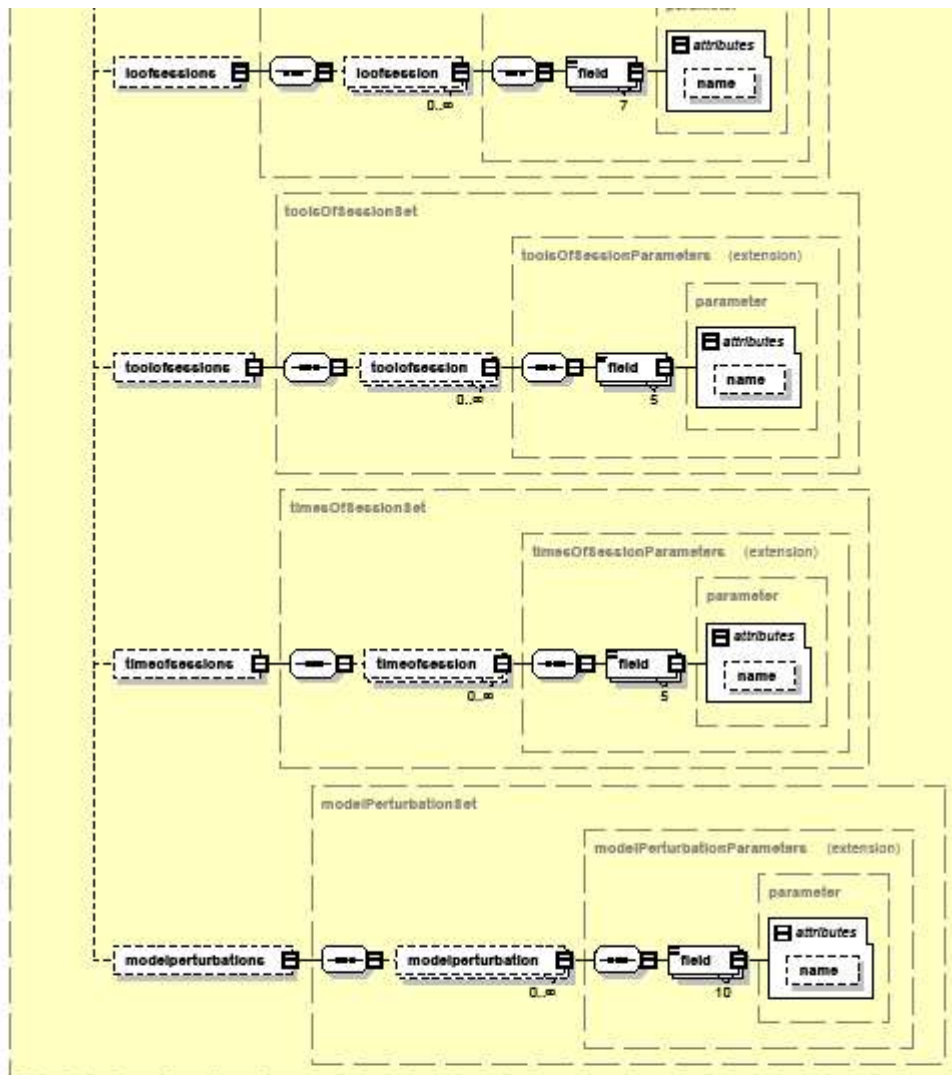


Figure 4-6 Detailed XSD schema for defining openSF element thru XML (part 3)

4.3. Third-party tool Interface

A third party tool as defined in section 1.4 is any software application that can be executed within the framework.

These tools can be simulation-dedicated applications (exclusively made for the desired project) or user preferred third-party applications such as viewers, editors, browsers etc... (Matlab, Firefox, Acrobat, GIS, Notepad). When the application is linked to a simulation output or auxiliary file it can also be called product tool, as it is associated to a file, or set of files, generated by the simulation chain.

The only constraint for these tools is that they must allow the command line invocation, as it is the mechanism used by the framework to launch this kind of applications².

OpenSF allows the association of tools to a file extension, so users are able to launch these tools by the use of a contextual menu in the openSF file-system view. The framework also allows to automatically executing them any time a simulation is executed (session). In Figure 4-7 the user interface for tool addition is shown.

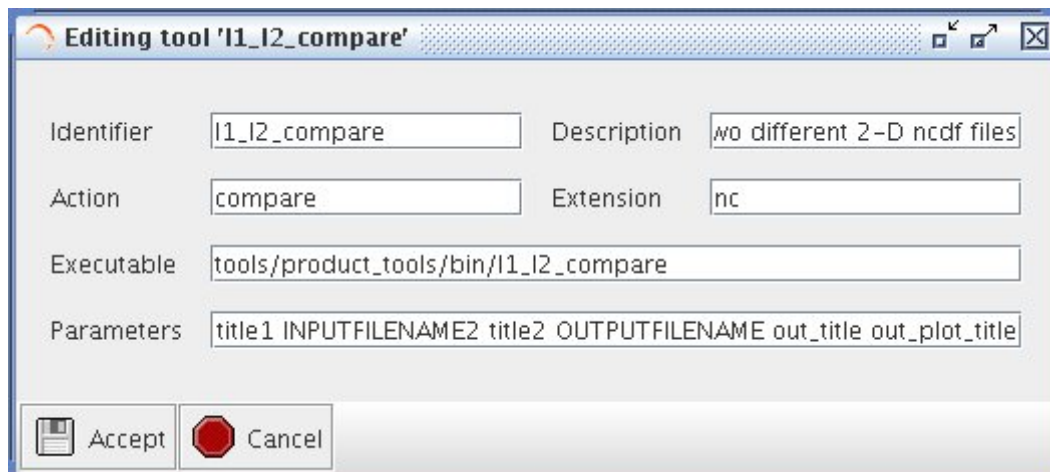


Figure 4-7 User interface for tool addition

The mechanism provided for adding a tool to the framework will be described in [AD-SUM]. In this document it can also be found details on how to link these tools to the simulation-related files.

² Almost all software applications allow command line invocation.

5. ANNEX A: XSD SCHEMA FOR OPENSF ELEMENTS

This annex contains the XSD schema that defines the XML syntax for specifying openSF elements externally to the application. The source files for these schemas can be found in appendix to this document along with an example of XML describing the openSF application specifications used for Validation purposes.

openSFImport.xsd:

```
<?xml version="1.1" encoding="UTF-8"?>
<xs:schema xmlns:xs="http://www.w3.org/2001/XMLSchema" version="1.1">
  <xs:annotation>
    <xs:documentation>$LastChangedDate: $ $LastChangedRevision:
$</xs:documentation>
  </xs:annotation>
  <xs:include schemaLocation="openSFImportTypes.xsd"/>
  <xs:element name="openSF_definition" type="openSFDefinition"/>
</xs:schema>
```

openSFImportTypes.xsd:

```
<?xml version="1.1" encoding="UTF-8"?>
<xs:schema xmlns:xs="http://www.w3.org/2001/XMLSchema" version="1.1">
  <xs:annotation>
    <xs:documentation>$LastChangedDate: $ $LastChangedRevision:
$</xs:documentation>
  </xs:annotation>
  <!-- Concepts parameters -->
  <xs:complexType name="descriptorParameters">
    <xs:sequence>
      <xs:element name="field" type="parameter" minOccurs="3" maxOccurs="3">
        <xs:alternative test="@name='id'" type="shortKeyParameter"/>
        <xs:alternative test="@name='description'"
type="unrestrictedStringParameter"/>
        <xs:alternative test="@name='noFiles'" type="shortNumberParameter"/>
        <xs:alternative type="xs:error"/>
      </xs:element>
    </xs:sequence>
  </xs:complexType>
  <xs:complexType name="ioParameters">
    <xs:sequence>
      <xs:element name="field" type="parameter" minOccurs="4" maxOccurs="4">
        <xs:alternative test="@name='descriptorId'" type="longKeyParameter"/>
        <xs:alternative test="@name='place'" type="shortNumberParameter"/>
        <xs:alternative test="@name='id'" type="unrestrictedStringParameter"/>
        <xs:alternative test="@name='description'"
type="unrestrictedStringParameter"/>
        <xs:alternative type="xs:error"/>
      </xs:element>
    </xs:sequence>
  </xs:complexType>
  <xs:complexType name="stageParameters">
    <xs:sequence>
```

```
<xs:element name="field" type="parameter" minOccurs="3" maxOccurs="3">
  <xs:alternative test="@name='id'" type="shortKeyParameter"/>
  <xs:alternative test="@name='description'"
type="unrestrictedStringParameter"/>
  <xs:alternative test="@name='position'" type="shortNumberParameter"/>
  <xs:alternative type="xs:error"/>
</xs:element>
</xs:sequence>
</xs:complexType>
<xs:complexType name="modelParameters">
  <xs:sequence>
    <xs:element name="field" type="parameter" minOccurs="11" maxOccurs="11">
      <xs:alternative test="@name='id'" type="shortKeyParameter"/>
      <xs:alternative test="@name='version'" type="decimalParameter"/>
      <xs:alternative test="@name='description'"
type="unrestrictedStringParameter"/>
      <xs:alternative test="@name='author'" type="stringParameter"/>
      <xs:alternative test="@name='type'" type="shortStringParameter"/>
      <xs:alternative test="@name='sourceFile'"
type="unrestrictedStringParameter"/>
      <xs:alternative test="@name='binaryFile'" type="longStringParameter"/>
      <xs:alternative test="@name='confSchema'"
type="unrestrictedStringParameter"/>
      <xs:alternative test="@name='defaultConfFile'"
type="unrestrictedStringParameter"/>
      <xs:alternative test="@name='inputId'" type="shortStringParameter"/>
      <xs:alternative test="@name='outputId'" type="shortStringParameter"/>
      <xs:alternative type="xs:error"/>
    </xs:element>
  </xs:sequence>
</xs:complexType>
<xs:complexType name="simulationParameters">
  <xs:sequence>
    <xs:element name="field" type="parameter" minOccurs="5" maxOccurs="5">
      <xs:alternative test="@name='id'" type="shortKeyParameter"/>
      <xs:alternative test="@name='description'"
type="unrestrictedStringParameter"/>
      <xs:alternative test="@name='author'" type="stringParameter"/>
      <xs:alternative test="@name='start'" type="shortStringParameter"/>
      <xs:alternative test="@name='end'" type="shortStringParameter"/>
      <xs:alternative type="xs:error"/>
    </xs:element>
  </xs:sequence>
</xs:complexType>
<xs:complexType name="modelsOfSimulationParameters">
  <xs:sequence>
    <xs:element name="field" type="parameter" minOccurs="4" maxOccurs="4">
      <xs:alternative test="@name='simId'" type="longKeyParameter"/>
      <xs:alternative test="@name='place'" type="shortNumberParameter"/>
      <xs:alternative test="@name='modelId'" type="longKeyParameter"/>
      <xs:alternative test="@name='modelVersion'" type="decimalParameter"/>
      <xs:alternative type="xs:error"/>
    </xs:element>
  </xs:sequence>
</xs:complexType>
<xs:complexType name="sessionParameters">
  <xs:sequence>
```

```

<xs:element name="field" type="parameter" minOccurs="7" maxOccurs="7">
  <xs:alternative test="@name='id'" type="longKeyParameter">
    <!-- sessionName (YYYY-MM-DD hh:mm:ss.SSS) -->
  </xs:alternative>
  <xs:alternative test="@name='description'"
type="unrestrictedStringParameter"/>
  <xs:alternative test="@name='author'" type="stringParameter"/>
  <xs:alternative test="@name='status'" type="stringParameter"/>
  <xs:alternative test="@name='lastModel'"
type="extendedShortNumberParameter"/>
  <xs:alternative test="@name='breakpoints'" type="numberListParameter">
    <!-- List of breakpoints as model indexes -->
  </xs:alternative>
  <xs:alternative test="@name='duration'" type="longNumberParameter">
    <!-- Duration since dateTime to the end of the session (in
milliseconds) -->
  </xs:alternative>
  <xs:alternative type="xs:error"/>
</xs:element>
</xs:sequence>
</xs:complexType>
<xs:complexType name="simOfSessionParameters">
  <xs:sequence>
    <xs:element name="field" type="parameter" minOccurs="3" maxOccurs="3">
      <xs:alternative test="@name='sessionId'" type="longKeyParameter">
        <!-- sessionName (YYYY-MM-DD hh:mm:ss.SSS) -->
      </xs:alternative>
      <xs:alternative test="@name='place'" type="shortNumberParameter"/>
      <xs:alternative test="@name='simId'" type="shortKeyParameter"/>
      <xs:alternative type="xs:error"/>
    </xs:element>
  </xs:sequence>
</xs:complexType>
<xs:complexType name="paramOfSessionParameters">
  <xs:sequence>
    <xs:element name="field" type="parameter" minOccurs="13" maxOccurs="13">
      <xs:alternative test="@name='id'" type="longStringParameter"/>
      <xs:alternative test="@name='sessionId'" type="longKeyParameter"/>
      <xs:alternative test="@name='simPlace'"
type="extendedShortNumberParameter"/>
      <xs:alternative test="@name='modelPlace'"
type="extendedShortNumberParameter"/>
      <xs:alternative test="@name='type'" type="shortKeyParameter"/>
      <xs:alternative test="@name='description'"
type="unrestrictedStringParameter"/>
      <xs:alternative test="@name='units'"
type="unrestrictedShortStringParameter"/>
      <xs:alternative test="@name='xmin'"
type="unrestrictedStringParameter"/>
      <xs:alternative test="@name='xmax'"
type="unrestrictedStringParameter"/>
      <xs:alternative test="@name='dims'"
type="unrestrictedShortStringParameter"/>
      <xs:alternative test="@name='valuesList'" type="textParameter"/>
      <xs:alternative test="@name='paramPlace'"
type="shortNumberParameter"/>
      <xs:alternative type="xs:error"/>

```



```

</xs:element>
</xs:sequence>
</xs:complexType>
<xs:complexType name="toolParameters">
  <xs:sequence>
    <xs:element name="field" type="parameter" minOccurs="6" maxOccurs="6">
      <xs:alternative test="@name='id'" type="longKeyParameter"/>
      <xs:alternative test="@name='action'" type="stringParameter"/>
      <xs:alternative test="@name='description'"
type="unrestrictedStringParameter"/>
      <xs:alternative test="@name='extension'" type="longStringParameter"/>
      <xs:alternative test="@name='executable'"
type="unrestrictedStringParameter"/>
      <xs:alternative test="@name='param'"
type="unrestrictedStringParameter"/>
      <xs:alternative type="xs:error"/>
    </xs:element>
  </xs:sequence>
</xs:complexType>
<xs:complexType name="toolsOfSessionParameters">
  <xs:sequence>
    <xs:element name="field" type="parameter" minOccurs="5" maxOccurs="5">
      <xs:alternative test="@name='id'" type="longKeyParameter"/>
      <xs:alternative test="@name='action'" type="stringParameter"/>
      <xs:alternative test="@name='sessionId'" type="longKeyParameter"/>
      <xs:alternative test="@name='place'" type="shortNumberParameter"/>
      <xs:alternative test="@name='parameter'"
type="unrestrictedStringParameter"/>
      <xs:alternative type="xs:error"/>
    </xs:element>
  </xs:sequence>
</xs:complexType>
<xs:complexType name="iosOfSessionParameters">
  <xs:sequence>
    <xs:element name="field" type="parameter" minOccurs="7" maxOccurs="7">
      <xs:alternative test="@name='sessionId'" type="longKeyParameter"/>
      <xs:alternative test="@name='simPlace'"
type="extendedShortNumberParameter"/>
      <xs:alternative test="@name='modelPlace'"
type="extendedShortNumberParameter"/>
      <xs:alternative test="@name='ioPlace'"
type="extendedShortNumberParameter"/>
      <xs:alternative test="@name='type'"
type="unrestrictedShortStringParameter"/>
      <xs:alternative test="@name='location'"
type="unrestrictedStringParameter"/>
      <xs:alternative test="@name='source'"
type="unrestrictedStringParameter"/>
      <xs:alternative type="xs:error"/>
    </xs:element>
  </xs:sequence>
</xs:complexType>
<xs:complexType name="timesOfSessionParameters">
  <xs:sequence>
    <xs:element name="field" type="parameter" minOccurs="5" maxOccurs="5">
      <xs:alternative test="@name='sessionId'" type="longKeyParameter"/>
      <xs:alternative test="@name='modelid'" type="longKeyParameter"/>

```

```

        <xs:alternative test="@name='modelVersion'" type="decimalParameter"/>
        <xs:alternative test="@name='modelplace'"
type="shortNumberParameter"/>
        <xs:alternative test="@name='time'" type="longNumberParameter"/>
        <xs:alternative type="xs:error"/>
    </xs:element>
</xs:sequence>
</xs:complexType>
<xs:complexType name="modelPerturbationParameters">
    <xs:sequence>
        <xs:element name="field" type="parameter" minOccurs="10" maxOccurs="10">
            <xs:alternative test="@name='sessionId'" type="longKeyParameter"/>
            <xs:alternative test="@name='simId'" type="longKeyParameter"/>
            <xs:alternative test="@name='simPlace'"
type="extendedShortNumberParameter"/>
            <xs:alternative test="@name='modelId'" type="longKeyParameter"/>
            <xs:alternative test="@name='modelVersion'" type="decimalParameter"/>
            <xs:alternative test="@name='description'"
type="unrestrictedStringParameter"/>
            <xs:alternative test="@name='nshots'" type="shortNumberParameter"/>
            <xs:alternative test="@name='tMin'" type="doubleParameter"/>
            <xs:alternative test="@name='tMax'" type="doubleParameter"/>
            <xs:alternative test="@name='file'"
type="unrestrictedStringParameter"/>
            <xs:alternative type="xs:error"/>
        </xs:element>
    </xs:sequence>
</xs:complexType>
<!-- Sets of parameters -->
<xs:complexType name="descriptorSet">
    <xs:sequence>
        <xs:element name="descriptor" type="descriptorParameters" minOccurs="0"
maxOccurs="unbounded"/>
    </xs:sequence>
    <!-- Primary key -->
    <xs:assert test="every $descriptor in descriptor[position() lt last()]
satisfies (every $other in $descriptor/following-sibling::descriptor satisfies
(not(data($other/field[@name = 'id']) eq data($descriptor/field[@name =
'id'])))" />
    <!-- xs:key name="descriptorKey">
        <xs:selector xpath="descriptor"/>
        <xs:field xpath="id"/>
    </xs:key -->
</xs:complexType>
<xs:complexType name="ioSet">
    <xs:sequence>
        <xs:element name="io" minOccurs="0" maxOccurs="unbounded">
            <xs:complexType>
                <xs:complexContent>
                    <xs:extension base="ioParameters"/>
                </xs:complexContent>
            </xs:complexType>
        </xs:element>
    </xs:sequence>
    <!-- Primary key -->
    <xs:assert test="every $io in io[position() lt last()] satisfies (every
$other in $io/following-sibling::io satisfies (not(data($other/field[@name =

```

```
'descriptorId']) eq data($io/field[@name = 'descriptorId']) or
not(data($other/field[@name = 'place']) eq data($io/field[@name = 'place']))) "
/>
  <!-- xs:key name="ioKey">
    <xs:selector xpath="io"/>
    <xs:field xpath="descriptorId"/>
    <xs:field xpath="place"/>
  </xs:key -->
</xs:complexType>
<xs:complexType name="stageSet">
  <xs:sequence>
    <xs:element name="stage" minOccurs="0" maxOccurs="unbounded">
      <xs:complexType>
        <xs:complexContent>
          <xs:extension base="stageParameters"/>
        </xs:complexContent>
      </xs:complexType>
    </xs:element>
  </xs:sequence>
  <!-- Primary key -->
  <xs:assert test="every $stage in stage[position() lt last()] satisfies
(every $other in $stage/following-sibling::stage satisfies
(not(data($other/field[@name = 'position']) eq data($stage/field[@name =
'position'])))" />
  <!-- xs:key name="stageKey">
    <xs:selector xpath="stage"/>
    <xs:field xpath="position"/>
  </xs:key -->
</xs:complexType>
<xs:complexType name="toolSet">
  <xs:sequence>
    <xs:element name="tool" minOccurs="0" maxOccurs="unbounded">
      <xs:complexType>
        <xs:complexContent>
          <xs:extension base="toolParameters"/>
        </xs:complexContent>
      </xs:complexType>
    </xs:element>
  </xs:sequence>
  <!-- Primary Key -->
  <xs:assert test="every $tool in tool[position() lt last()] satisfies (every
$other in $tool/following-sibling::tool satisfies (not(data($other/field[@name =
'id']) eq data($tool/field[@name = 'id']) or not(data($other/field[@name =
'action']) eq data($tool/field[@name = 'action']))) or
not(data($other/field[@name = 'extension']) eq data($tool/field[@name =
'extension'])))" />
  <!-- xs:key name="toolKey">
    <xs:selector xpath="tool"/>
    <xs:field xpath="id"/>
    <xs:field xpath="action"/>
    <xs:field xpath="extension"/>
  </xs:key -->
</xs:complexType>
<xs:complexType name="modelSet">
  <xs:sequence>
    <xs:element name="model" minOccurs="0" maxOccurs="unbounded">
      <xs:complexType>
```

```

        <xs:complexContent>
            <xs:extension base="modelParameters"/>
        </xs:complexContent>
    </xs:complexType>
</xs:element>
</xs:sequence>
<!-- Primary Key -->
<xs:assert test="every $model in model[position() lt last()] satisfies
(every $other in $model/following-sibling::model satisfies
(not(data($other/field[@name = 'id']) eq data($model/field[@name = 'id']))) or
not(data($other/field[@name = 'version']) eq data($model/field[@name =
'version'])))" />
    <!-- xs:key name="modelKey">
        <xs:selector xpath="model"/>
        <xs:field xpath="id"/>
        <xs:field xpath="version"/>
    </xs:key -->
</xs:complexType>
<xs:complexType name="simulationSet">
    <xs:sequence>
        <xs:element name="simulation" minOccurs="0" maxOccurs="unbounded">
            <xs:complexType>
                <xs:complexContent>
                    <xs:extension base="simulationParameters"/>
                </xs:complexContent>
            </xs:complexType>
        </xs:element>
    </xs:sequence>
    <!-- Primary key -->
    <xs:assert test="every $sim in simulation[position() lt last()] satisfies
(every $other in $sim/following-sibling::simulation satisfies
(not(data($other/field[@name = 'id']) eq data($sim/field[@name = 'id'])))" />
    <!-- xs:key name="simulationKey">
        <xs:selector xpath="simulation"/>
        <xs:field xpath="id"/>
    </xs:key -->
</xs:complexType>
<xs:complexType name="modelsOfSimulationSet">
    <xs:sequence>
        <xs:element name="modelofsim" minOccurs="0" maxOccurs="unbounded">
            <xs:complexType>
                <xs:complexContent>
                    <xs:extension base="modelsOfSimulationParameters"/>
                </xs:complexContent>
            </xs:complexType>
        </xs:element>
    </xs:sequence>
    <!-- Primary Key -->
    <xs:assert test="every $model in modelofsim[position() lt last()] satisfies
(every $other in $model/following-sibling::modelofsim satisfies
(not(data($other/field[@name = 'simId']) eq data($model/field[@name = 'simId'])))
or not(data($other/field[@name = 'place']) eq data($model/field[@name =
'place'])))" />
    <!-- xs:key name="modelsOfSimulationKey">
        <xs:selector xpath="modelofsim"/>
        <xs:field xpath="simId"/>
        <xs:field xpath="place"/>
    </xs:key -->

```

```
</xs:key -->
</xs:complexType>
<xs:complexType name="sessionSet">
  <xs:sequence>
    <xs:element name="session" minOccurs="0" maxOccurs="unbounded">
      <xs:complexType>
        <xs:complexContent>
          <xs:extension base="sessionParameters"/>
        </xs:complexContent>
      </xs:complexType>
    </xs:element>
  </xs:sequence>
  <!-- Primary key -->
  <xs:assert test="every $session in session[position() lt last()] satisfies
(every $other in $session/following-sibling::session satisfies
(not(data($other/field[@name = 'id']) eq data($session/field[@name = 'id'])))"
/>
  <!-- xs:key name="sessionKey">
    <xs:selector xpath="session"/>
    <xs:field xpath="id"/>
  </xs:key -->
</xs:complexType>
<xs:complexType name="simulationsOfSessionSet">
  <xs:sequence>
    <xs:element name="simofsession" minOccurs="0" maxOccurs="unbounded">
      <xs:complexType>
        <xs:complexContent>
          <xs:extension base="simOfSessionParameters"/>
        </xs:complexContent>
      </xs:complexType>
    </xs:element>
  </xs:sequence>
  <!-- Primary Key -->
  <xs:assert test="every $sim in simofsession[position() lt last()] satisfies
(every $other in $sim/following-sibling::simofsession satisfies
(not(data($other/field[@name = 'sessionId']) eq data($sim/field[@name =
'sessionId']) or not(data($other/field[@name = 'place']) eq
data($sim/field[@name = 'place'])))" />
  <!-- xs:key name="simulationsOfSessionKey">
    <xs:selector xpath="simofsession"/>
    <xs:field xpath="sessionId"/>
    <xs:field xpath="place"/>
  </xs:key -->
</xs:complexType>
<xs:complexType name="paramOfSessionSet">
  <xs:sequence>
    <xs:element name="paramofsession" minOccurs="0" maxOccurs="unbounded">
      <xs:complexType>
        <xs:complexContent>
          <xs:extension base="paramOfSessionParameters"/>
        </xs:complexContent>
      </xs:complexType>
    </xs:element>
  </xs:sequence>
  <!-- Primary Key -->
  <xs:assert test="every $param in paramofsession[position() lt last()]
satisfies (every $other in $param/following-sibling::paramofsession satisfies
```

```
(not(data($other/field[@name = 'sessionId']) eq data($param/field[@name =
'sessionId'])) or not(data($other/field[@name = 'simPlace']) eq
data($param/field[@name = 'simPlace'])) or not(data($other/field[@name =
'modelPlace']) eq data($param/field[@name = 'modelPlace'])) or
not(data($other/field[@name = 'paramPlace']) eq data($param/field[@name =
'paramPlace'])))" />
  <!-- xs:key name="paramOfSessionKey">
    <xs:selector xpath="paramofsession"/>
    <xs:field xpath="sessionId"/>
    <xs:field xpath="simPlace"/>
    <xs:field xpath="modelPlace"/>
    <xs:field xpath="paramPlace"/>
  </xs:key -->
</xs:complexType>
<xs:complexType name="toolsOfSessionSet">
  <xs:sequence>
    <xs:element name="toolofsession" minOccurs="0" maxOccurs="unbounded">
      <xs:complexType>
        <xs:complexContent>
          <xs:extension base="toolsOfSessionParameters"/>
        </xs:complexContent>
      </xs:complexType>
    </xs:element>
  </xs:sequence>
  <!-- Primary Key -->
  <xs:assert test="every $tool in toolofsession[position() lt last()]
satisfies (every $other in $tool/following-sibling::toolofsession satisfies
(not(data($other/field[@name = 'id']) eq data($tool/field[@name = 'id'])) or
not(data($other/field[@name = 'action']) eq data($tool/field[@name = 'action']))
or not(data($other/field[@name = 'sessionId']) eq data($tool/field[@name =
'sessionId'])) or not(data($other/field[@name = 'place']) eq
data($tool/field[@name = 'place'])))" />
  <!-- xs:key name="toolsOfSessionKey">
    <xs:selector xpath="toolofsession"/>
    <xs:field xpath="id"/>
    <xs:field xpath="action"/>
    <xs:field xpath="sessionId"/>
    <xs:field xpath="place"/>
  </xs:key -->
</xs:complexType>
<xs:complexType name="iosOfSessionSet">
  <xs:sequence>
    <xs:element name="ioofsession" minOccurs="0" maxOccurs="unbounded">
      <xs:complexType>
        <xs:complexContent>
          <xs:extension base="iosOfSessionParameters"/>
        </xs:complexContent>
      </xs:complexType>
    </xs:element>
  </xs:sequence>
  <!-- Primary Key -->
  <xs:assert test="every $io in ioofsession[position() lt last()] satisfies
(every $other in $io/following-sibling::ioofsession satisfies
(not(data($other/field[@name = 'sessionId']) eq data($io/field[@name =
'sessionId'])) or not(data($other/field[@name = 'simPlace']) eq
data($io/field[@name = 'simPlace'])) or not(data($other/field[@name =
'modelPlace']) eq data($io/field[@name = 'modelPlace']))) or
```

```

not(data($other/field[@name = 'ioPlace']) eq data($io/field[@name = 'ioPlace']))
or not(data($other/field[@name = 'type']) eq data($io/field[@name = 'type']))"
/>
  <!-- xs:key name="iosOfSessionKey">
    <xs:selector xpath="ioofsession"/>
    <xs:field xpath="sessionId"/>
    <xs:field xpath="simPlace"/>
    <xs:field xpath="modelPlace"/>
    <xs:field xpath="ioPlace"/>
    <xs:field xpath="type"/>
  </xs:key -->
</xs:complexType>
<xs:complexType name="timesOfSessionSet">
  <xs:sequence>
    <xs:element name="timeofsession" minOccurs="0" maxOccurs="unbounded">
      <xs:complexType>
        <xs:complexContent>
          <xs:extension base="timesOfSessionParameters"/>
        </xs:complexContent>
      </xs:complexType>
    </xs:element>
  </xs:sequence>
  <!-- Primary Key -->
  <xs:assert test="every $time in timeofsession[position() lt last()]
satisfies (every $other in $time/following-sibling::timeofsession satisfies
(not(data($other/field[@name = 'sessionId']) eq data($time/field[@name =
'sessionid'])) or not(data($other/field[@name = 'modelplace']) eq
data($time/field[@name = 'modelplace'])))" />
  <!-- xs:key name="toolsOfSessionKey">
    <xs:selector xpath="timeofsession"/>
    <xs:field xpath="sessionId"/>
    <xs:field xpath="modelplace"/>
  </xs:key -->
</xs:complexType>
<xs:complexType name="modelPerturbationSet">
  <xs:sequence>
    <xs:element name="modelperturbation" minOccurs="0"
maxOccurs="unbounded">
      <xs:complexType>
        <xs:complexContent>
          <xs:extension base="modelPerturbationParameters"/>
        </xs:complexContent>
      </xs:complexType>
    </xs:element>
  </xs:sequence>
  <!-- Primary Key -->
  <xs:assert test="every $perturbation in modelperturbation[position() lt
last()] satisfies (every $other in $perturbation/following-
sibling::modelperturbation satisfies (not(data($other/field[@name =
'sessionid']) eq data($perturbation/field[@name = 'sessionId'])) or
not(data($other/field[@name = 'simPlace']) eq data($perturbation/field[@name =
'simPlace'])) or not(data($other/field[@name = 'modelId']) eq
data($perturbation/field[@name = 'modelId'])))" />
  <!-- xs:key name="modelPerturbationKey">
    <xs:selector xpath="modelPerturbation"/>
    <xs:field xpath="sessionId"/>
    <xs:field xpath="simPlace"/>

```

```
<xs:field xpath="modelId"/>
</xs:key -->
</xs:complexType>
<!-- Basic types -->
<xs:complexType name="parameter">
  <xs:simpleContent>
    <xs:extension base="xs:string">
      <xs:attribute name="name" type="xs:string"/>
    </xs:extension>
  </xs:simpleContent>
</xs:complexType>
<!-- id Parameter -->
<xs:complexType name="shortKeyParameter">
  <xs:simpleContent>
    <xs:restriction base="parameter">
      <xs:pattern value="^[ ]{1,25}"/>
    </xs:restriction>
  </xs:simpleContent>
</xs:complexType>
<xs:complexType name="longKeyParameter">
  <xs:simpleContent>
    <xs:restriction base="parameter">
      <xs:pattern value="^[ ]{1,75}"/>
    </xs:restriction>
  </xs:simpleContent>
</xs:complexType>
<xs:complexType name="shortStringParameter">
  <xs:simpleContent>
    <xs:restriction base="parameter">
      <xs:minLength value="1"/>
      <xs:maxLength value="25"/>
      <xs:pattern value="[A-Za-z0-9]{0,24}"/>
    </xs:restriction>
  </xs:simpleContent>
</xs:complexType>
<xs:complexType name="stringParameter">
  <xs:simpleContent>
    <xs:restriction base="parameter">
      <xs:minLength value="1"/>
      <xs:maxLength value="75"/>
      <xs:pattern value="[A-Za-z0-9]{0,74}"/>
    </xs:restriction>
  </xs:simpleContent>
</xs:complexType>
<xs:complexType name="longStringParameter">
  <xs:simpleContent>
    <xs:restriction base="parameter">
      <xs:minLength value="1"/>
      <xs:maxLength value="255"/>
      <xs:pattern value="[A-Za-z0-9]{0,254}"/>
    </xs:restriction>
  </xs:simpleContent>
</xs:complexType>
<xs:complexType name="unrestrictedStringParameter">
  <xs:simpleContent>
    <xs:restriction base="parameter">
      <xs:minLength value="0"/>
    </xs:restriction>
  </xs:simpleContent>
</xs:complexType>
```



```
<xs:maxLength value="255"/>
</xs:restriction>
</xs:simpleContent>
</xs:complexType>
<xs:complexType name="unrestrictedShortStringParameter">
  <xs:simpleContent>
    <xs:restriction base="parameter">
      <xs:minLength value="0"/>
      <xs:maxLength value="25"/>
    </xs:restriction>
  </xs:simpleContent>
</xs:complexType>
<xs:complexType name="textParameter">
  <xs:simpleContent>
    <xs:restriction base="parameter">
      <xs:minLength value="0"/>
      <xs:maxLength value="1000"/>
    </xs:restriction>
  </xs:simpleContent>
</xs:complexType>
<xs:complexType name="numberListParameter">
  <xs:simpleContent>
    <xs:restriction base="parameter">
      <xs:minLength value="0"/>
      <xs:maxLength value="25"/>
      <xs:pattern value="[(\d+)(,\s*\d+)*]{0,1}"/>
    </xs:restriction>
  </xs:simpleContent>
</xs:complexType>
<xs:complexType name="shortNumberParameter">
  <xs:simpleContent>
    <xs:restriction base="parameter">
      <xs:pattern value="[0-9]{1,10}"/>
    </xs:restriction>
  </xs:simpleContent>
</xs:complexType>
<xs:complexType name="longNumberParameter">
  <xs:simpleContent>
    <xs:restriction base="parameter">
      <xs:pattern value="[0-9]{1,20}"/>
    </xs:restriction>
  </xs:simpleContent>
</xs:complexType>
<xs:complexType name="extendedShortNumberParameter">
  <xs:simpleContent>
    <xs:restriction base="parameter">
      <xs:pattern value="[-]?[0-9]{1,11}"/>
    </xs:restriction>
  </xs:simpleContent>
</xs:complexType>
<xs:complexType name="decimalParameter">
  <xs:simpleContent>
    <xs:restriction base="parameter">
      <xs:pattern value="[0-9]{1,3}\.[0-9]{1,1}"/>
    </xs:restriction>
  </xs:simpleContent>
</xs:complexType>
```

```

<xs:complexType name="doubleParameter">
  <xs:simpleContent>
    <xs:restriction base="parameter">
      <xs:pattern value="[0-9]{1,10}\.[0-9]{1,3}"/>
    </xs:restriction>
  </xs:simpleContent>
</xs:complexType>
<!-- Main definition -->
<xs:complexType name="openSFDefinition">
  <xs:sequence>
    <xs:element name="descriptors" type="descriptorSet" minOccurs="0"/>
    <xs:element name="ios" type="ioSet" minOccurs="0"/>
    <xs:element name="tools" type="toolSet" minOccurs="0"/>
    <xs:element name="stages" type="stageSet" minOccurs="0"/>
    <xs:element name="models" type="modelSet" minOccurs="0"/>
    <xs:element name="simulations" type="simulationSet" minOccurs="0"/>
    <xs:element name="modelofsims" type="modelsOfSimulationSet"
minOccurs="0"/>
    <xs:element name="sessions" type="sessionSet" minOccurs="0"/>
    <xs:element name="simofsessions" type="simulationsOfSessionSet"
minOccurs="0"/>
    <xs:element name="paramofsessions" type="paramOfSessionSet"
minOccurs="0"/>
    <xs:element name="ioofsessions" type="iosOfSessionSet" minOccurs="0"/>
    <xs:element name="toolofsessions" type="toolsOfSessionSet"
minOccurs="0"/>
    <xs:element name="timeofsessions" type="timesOfSessionSet"
minOccurs="0"/>
    <xs:element name="modelperturbations" type="modelPerturbationSet"
minOccurs="0"/>
  </xs:sequence>
  <!-- Foreign keys -->
  <xs:assert test="every $io in ios/io satisfies (some $other in
descriptors/descriptor satisfies (data($other/field[@name = 'id']) eq
data($io/field[@name = 'descriptorId'])))" />
  <xs:assert test="every $param in paramofsessions/paramofsession satisfies
(some $other in sessions/session satisfies (data($other/field[@name = 'id']) eq
data($param/field[@name = 'sessionId'])))" />
  <xs:assert test="every $io in ioofsessions/ioofsession satisfies (some
$other in sessions/session satisfies (data($other/field[@name = 'id']) eq
data($io/field[@name = 'sessionId'])))" />
  <xs:assert test="every $sim in simofsessions/simofsession satisfies (some
$other in sessions/session satisfies (data($other/field[@name = 'id']) eq
data($sim/field[@name = 'sessionId'])))" />
  <xs:assert test="every $sim in simofsessions/simofsession satisfies (some
$other in simulations/simulation satisfies (data($other/field[@name = 'id']) eq
data($sim/field[@name = 'simId'])))" />
  <xs:assert test="every $model in modelofsims/modelofsim satisfies (some
$other in models/model satisfies ((data($other/field[@name = 'id']) eq
data($model/field[@name = 'modelId'])) and (data($other/field[@name =
'version']) eq data($model/field[@name = 'modelVersion']))))" />
  <xs:assert test="every $model in modelofsims/modelofsim satisfies (some
$other in simulations/simulation satisfies (data($other/field[@name = 'id']) eq
data($model/field[@name = 'simId'])))" />
  <xs:assert test="every $time in timeofsessions/timeofsession satisfies
(some $other in models/model satisfies ((data($other/field[@name = 'id']) eq
data($time/field[@name = 'modelid'])) and (data($other/field[@name = 'version'])))" />

```

```
eq data($time/field[@name = 'modelVersion']))))" />
  <xs:assert test="every $time in timeofsessions/timeofsession satisfies
(some $other in sessions/session satisfies (data($other/field[@name = 'id']) eq
data($time/field[@name = 'sessionId'])))" />
  <xs:assert test="every $tool in toolofsessions/toolofsession satisfies
(some $other in sessions/session satisfies (data($other/field[@name = 'id']) eq
data($tool/field[@name = 'sessionId'])))" />
  </xs:complexType>
</xs:schema>
```

END OF DOCUMENT